

# KNOCK-DOWN DOOR

## WITH PREMIUM POWDER COATED FINISH

The Global Knock-Down Door is a premium product for the commercial construction industry. Global has unveiled the first and only powder-coated door system to the industry. The Global Knock Down Door has distinguished itself as the leader in quality, touting a robust 18 gauge door leaf with durable heavy-duty Grade 1 hardware. The only difference between this door and the Preassembled is that the Knock-Down comes in a box as opposed to prehung. From initial fabrication to final assembly, the Global Preassembled Door sets itself apart from its competition in both performance and aesthetics.

### Standard Features Include:


- 18 Gauge Powder-Coated, Insulated Door Leaf
- 16 Gauge Powder-Coated Frame
- NRP Ball-Bearing Hinges
- Aluminum ADA Threshold
- Concealed Bottom Sweep
- Kerf-Style Weatherseal






*"Better Doors Make Better Buildings"*

The Knock Down door system comes in 2 different frame sizes, 8-1/4" and 5-3/4". This door system is perfect for those who have door assemblers onsite, as the door, frame and hardware components are shipped loose. The exceptional quality of the components makes for a exceptional door system once it's assembled.




**8-1/4" FRAME**



**5-3/4" FRAME**

**ASSORTED LITE KIT OPTIONS**



**GRADE 1 CYLINDRICAL LOCKSET**



**GRADE 1 EXIT DEVICE WITH TRIM**



**GRADE 1 MORTISE LOCK W/ DEADBOLT**



**GRADE 1 DOOR CLOSER W/ PARALLEL ARM**

Many More Hardware Options Available